

**Site Usage**

**3,922 Visits**

Previous: 4,630 (-15.29%)

**62.01% Bounce Rate**

Previous: 48.83% (26.98%)

**8,295 Pageviews**

Previous: 12,613 (-34.23%)

**00:01:49 Avg. Time on Site**

Previous: 00:02:56 (-38.00%)

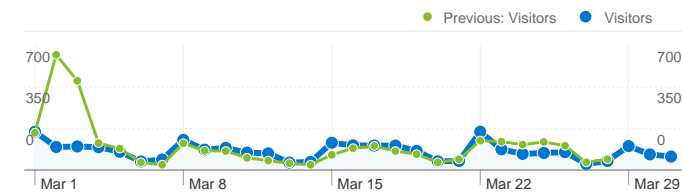
**2.11 Pages/Visit**

Previous: 2.72 (-22.36%)

**36.56% % New Visits**

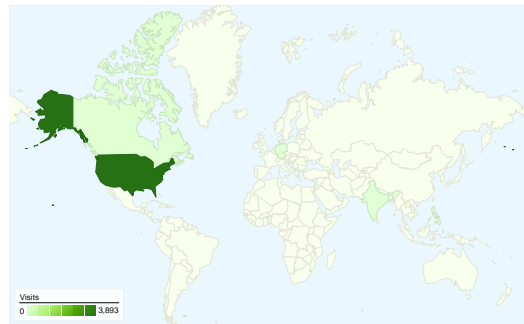
Previous: 46.91% (-22.06%)

**Visitors Overview**

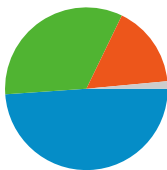


**Visitors**  
**1,830**

**Map Overlay**

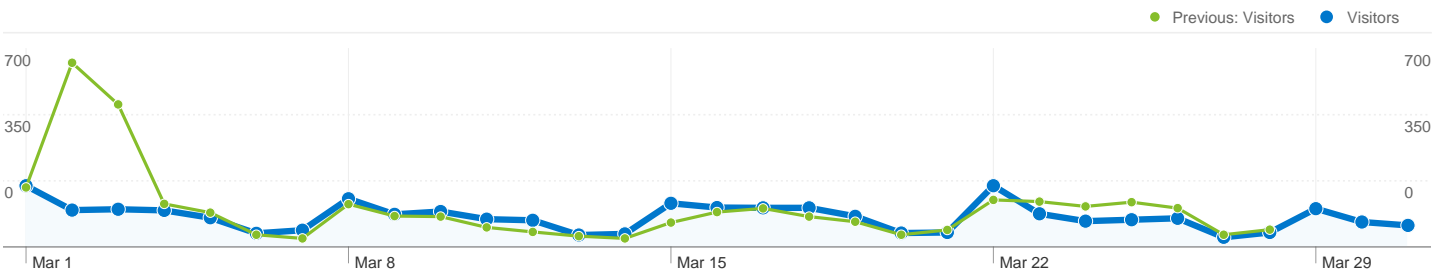


**Traffic Sources Overview**



- **Search Engines**  
1,918.00 (48.90%)
- **Direct Traffic**  
1,305.00 (33.27%)
- **Referring Sites**  
641.00 (16.34%)
- **Other**  
58 (1.48%)

Content Overview		
Pages	Pageviews	% Pageviews
/		
Mar 1, 2010 - Mar 31, 2010	3,960	47.74%
Feb 1, 2010 - Feb 28, 2010	4,114	32.62%
% Change	-3.74%	46.36%
/offices/		
Mar 1, 2010 - Mar 31, 2010	755	9.10%
Feb 1, 2010 - Feb 28, 2010	739	5.86%
% Change	2.17%	55.35%
/contact-us/		
Mar 1, 2010 - Mar 31, 2010	466	5.62%
Feb 1, 2010 - Feb 28, 2010	437	3.46%
% Change	6.64%	62.15%
/board-20/		
Mar 1, 2010 - Mar 31, 2010	329	3.97%
Feb 1, 2010 - Feb 28, 2010	314	2.49%
% Change	4.78%	59.32%
/contact-us-2/		
Mar 1, 2010 - Mar 31, 2010	206	2.48%
Feb 1, 2010 - Feb 28, 2010	184	1.46%
% Change	11.96%	70.24%



**1,830 people visited this site**

**3,922 Visits**  
 Previous: 4,630 (-15.29%)

**1,830 Absolute Unique Visitors**  
 Previous: 2,536 (-27.84%)

**8,295 Pageviews**  
 Previous: 12,613 (-34.23%)

**2.11 Average Pageviews**  
 Previous: 2.72 (-22.36%)

**00:01:49 Time on Site**  
 Previous: 00:02:56 (-38.00%)

**62.01% Bounce Rate**  
 Previous: 48.83% (26.98%)

**36.56% New Visits**  
 Previous: 46.91% (-22.06%)

**Technical Profile**

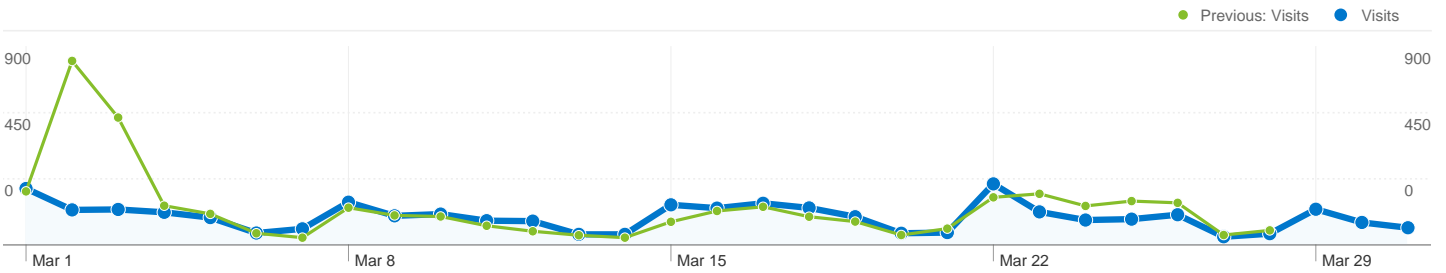
Browser	Visits	% visits
Internet Explorer		
Mar 1, 2010 - Mar 31, 2010	3,273	83.45%
Feb 1, 2010 - Feb 28, 2010	3,697	79.85%
% Change	-11.47%	4.51%
Firefox		
Mar 1, 2010 - Mar 31, 2010	423	10.79%
Feb 1, 2010 - Feb 28, 2010	647	13.97%
% Change	-34.62%	-22.82%

Connection Speed	Visits	% visits
Unknown		
Mar 1, 2010 - Mar 31, 2010	1,958	49.92%
Feb 1, 2010 - Feb 28, 2010	1,962	42.38%
% Change	-0.20%	17.81%
Cable		
Mar 1, 2010 - Mar 31, 2010	926	23.61%
Feb 1, 2010 - Feb 28, 2010	1,263	27.28%
% Change	-26.68%	-13.45%

Safari		
Mar 1, 2010 - Mar 31, 2010	152	3.88%
Feb 1, 2010 - Feb 28, 2010	184	3.97%
% Change	-17.39%	-2.48%
Chrome		
Mar 1, 2010 - Mar 31, 2010	60	1.53%
Feb 1, 2010 - Feb 28, 2010	77	1.66%
% Change	-22.08%	-8.01%
BlackBerry9700		
Mar 1, 2010 - Mar 31, 2010	5	0.13%
Feb 1, 2010 - Feb 28, 2010	0	0.00%
% Change	100.00%	100.00%

DSL		
Mar 1, 2010 - Mar 31, 2010	617	15.73%
Feb 1, 2010 - Feb 28, 2010	862	18.62%
% Change	-28.42%	-15.50%
T1		
Mar 1, 2010 - Mar 31, 2010	329	8.39%
Feb 1, 2010 - Feb 28, 2010	406	8.77%
% Change	-18.97%	-4.34%
Dialup		
Mar 1, 2010 - Mar 31, 2010	82	2.09%
Feb 1, 2010 - Feb 28, 2010	115	2.48%
% Change	-28.70%	-15.82%

# Traffic Sources Overview



All traffic sources sent a total of 3,922 visits

### 33.27% Direct Traffic

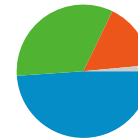
Previous: 23.78% (39.93%)

### 16.34% Referring Sites

Previous: 22.27% (-26.60%)

### 48.90% Search Engines

Previous: 52.53% (-6.90%)



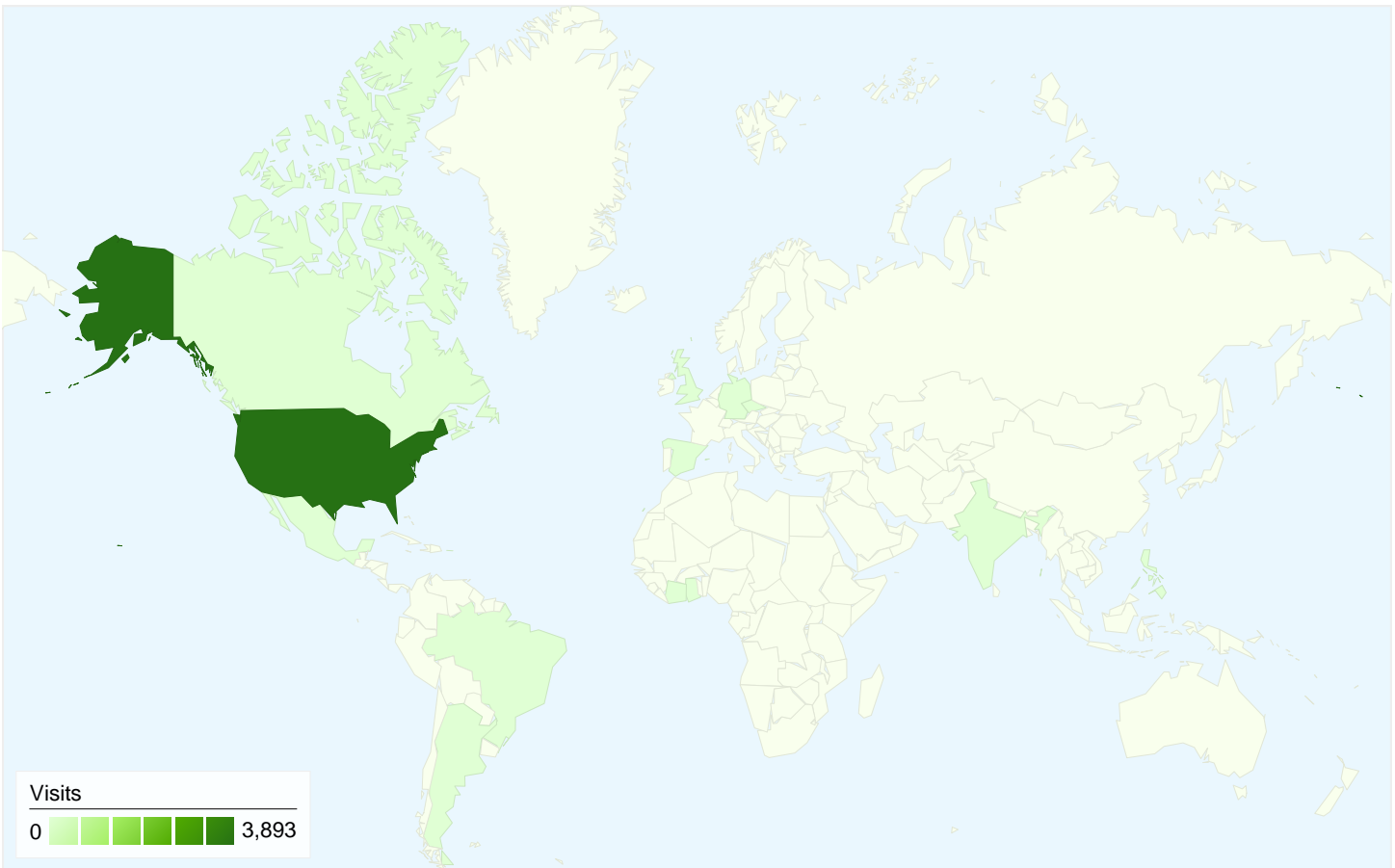
- **Search Engines**  
1,918.00 (48.90%)
- **Direct Traffic**  
1,305.00 (33.27%)
- **Referring Sites**  
641.00 (16.34%)
- **Other**  
58 (1.48%)

## Top Traffic Sources

Sources	Visits	% visits
(direct) ((none))		
Mar 1, 2010 - Mar 31, 2010	1,305	33.27%
Feb 1, 2010 - Feb 28, 2010	1,101	23.78%
% Change	18.53%	39.93%
google (organic)		
Mar 1, 2010 - Mar 31, 2010	1,288	32.84%
Feb 1, 2010 - Feb 28, 2010	1,539	33.24%
% Change	-16.31%	-1.20%
yahoo (organic)		
Mar 1, 2010 - Mar 31, 2010	317	8.08%
Feb 1, 2010 - Feb 28, 2010	451	9.74%
% Change	-29.71%	-17.02%
bing (organic)		
Mar 1, 2010 - Mar 31, 2010	265	6.76%
Feb 1, 2010 - Feb 28, 2010	332	7.17%
% Change	-20.18%	-5.77%
iroquoiscounty.net (referral)		

Keywords	Visits	% visits
iroquois county illinois		
Mar 1, 2010 - Mar 31, 2010	269	14.03%
Feb 1, 2010 - Feb 28, 2010	202	8.31%
% Change	33.17%	68.86%
iroquois county highway department		
Mar 1, 2010 - Mar 31, 2010	134	6.99%
Feb 1, 2010 - Feb 28, 2010	94	3.87%
% Change	42.55%	80.76%
www.co.iroquois.il.us		
Mar 1, 2010 - Mar 31, 2010	116	6.05%
Feb 1, 2010 - Feb 28, 2010	92	3.78%
% Change	26.09%	59.88%
iroquois county		
Mar 1, 2010 - Mar 31, 2010	97	5.06%
Feb 1, 2010 - Feb 28, 2010	140	5.76%
% Change	-30.71%	-12.15%
iroquois county il		

Mar 1, 2010 - Mar 31, 2010	198	5.05%	Mar 1, 2010 - Mar 31, 2010	48	2.50%
Feb 1, 2010 - Feb 28, 2010	213	4.60%	Feb 1, 2010 - Feb 28, 2010	50	2.06%
% Change	-7.04%	9.74%	% Change	-4.00%	21.73%



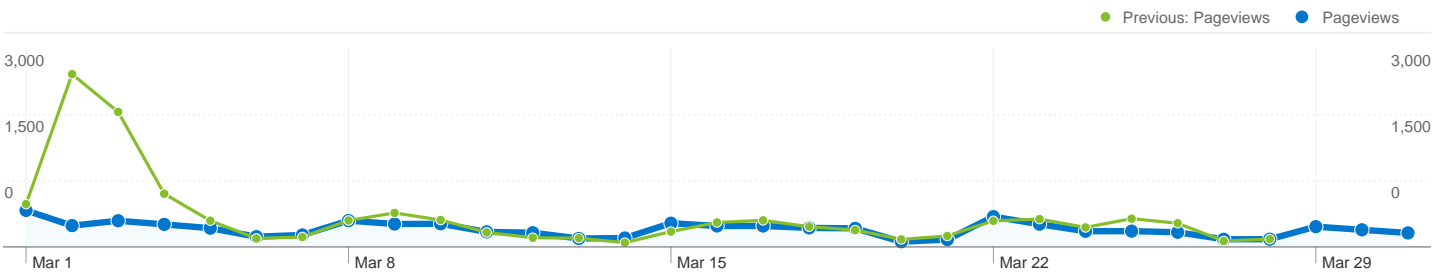
**3,922 visits came from 15 countries/territories**

Site Usage

Visits	Pages/Visit	Avg. Time on Site	% New Visits	Bounce Rate	
<b>3,922</b> Previous: 4,630 (-15.29%)	<b>2.11</b> Previous: 2.72 (-22.36%)	<b>00:01:49</b> Previous: 00:02:56 (-38.00%)	<b>36.59%</b> Previous: 46.95% (-22.08%)	<b>62.01%</b> Previous: 48.83% (26.98%)	
Country/Territory	Visits	Pages/Visit	Avg. Time on Site	% New Visits	Bounce Rate
<b>United States</b>					
March 1, 2010 - March 31, 2010	<b>3,893</b>	2.11	00:01:49	36.22%	61.93%
February 1, 2010 - February 28, 2010	<b>4,599</b>	2.73	00:02:56	46.73%	48.77%
% Change	<b>-15.35%</b>	<b>-22.47%</b>	<b>-38.16%</b>	<b>-22.49%</b>	<b>26.98%</b>
<b>Canada</b>					
March 1, 2010 - March 31, 2010	<b>13</b>	1.62	00:01:06	76.92%	84.62%
February 1, 2010 - February 28, 2010	<b>12</b>	2.50	00:02:03	91.67%	75.00%
% Change	<b>8.33%</b>	<b>-35.38%</b>	<b>-45.75%</b>	<b>-16.08%</b>	<b>12.82%</b>
<b>India</b>					
March 1, 2010 - March 31, 2010	<b>6</b>	1.17	00:00:17	100.00%	83.33%

February 1, 2010 - February 28, 2010	3	2.67	00:01:26	100.00%	33.33%
% Change	100.00%	-56.25%	-80.16%	0.00%	150.00%
Philippines					
March 1, 2010 - March 31, 2010	3	6.33	00:02:07	100.00%	33.33%
February 1, 2010 - February 28, 2010	1	1.00	00:00:00	0.00%	100.00%
% Change	200.00%	533.33%	100.00%	100.00%	-66.67%
Germany					
March 1, 2010 - March 31, 2010	2	2.00	00:03:32	100.00%	50.00%
February 1, 2010 - February 28, 2010	2	1.50	00:00:04	100.00%	50.00%
% Change	0.00%	33.33%	5,200.00%	0.00%	0.00%
Argentina					
March 1, 2010 - March 31, 2010	2	4.00	00:03:25	100.00%	50.00%
February 1, 2010 - February 28, 2010	0	0.00	00:00:00	0.00%	0.00%
% Change	100.00%	100.00%	100.00%	100.00%	100.00%
Ghana					
March 1, 2010 - March 31, 2010	1	1.00	00:00:00	0.00%	100.00%
February 1, 2010 - February 28, 2010	0	0.00	00:00:00	0.00%	0.00%
% Change	100.00%	100.00%	0.00%	0.00%	100.00%
Czech Republic					
March 1, 2010 - March 31, 2010	1	6.00	00:12:52	100.00%	0.00%
February 1, 2010 - February 28, 2010	0	0.00	00:00:00	0.00%	0.00%
% Change	100.00%	100.00%	100.00%	100.00%	0.00%
Brazil					
March 1, 2010 - March 31, 2010	1	1.00	00:00:00	100.00%	100.00%
February 1, 2010 - February 28, 2010	0	0.00	00:00:00	0.00%	0.00%
% Change	100.00%	100.00%	0.00%	100.00%	100.00%
Puerto Rico					
March 1, 2010 - March 31, 2010	0	0.00	00:00:00	0.00%	0.00%
February 1, 2010 - February 28, 2010	3	2.67	00:01:38	33.33%	33.33%
% Change	-100.00%	-100.00%	-100.00%	-100.00%	-100.00%

1 - 10 of 15



**Pages on this site were viewed a total of 8,295 times**

**8,295 Pageviews**  
 Previous: 12,613 (-34.23%)

**6,343 Unique Views**  
 Previous: 7,795 (-18.63%)

**62.02% Bounce Rate**  
 Previous: 48.85% (26.96%)

## Top Content

Pages	Pageviews	% Pageviews
/		
Mar 1, 2010 - Mar 31, 2010	3,960	47.74%
Feb 1, 2010 - Feb 28, 2010	4,114	32.62%
% Change	-3.74%	46.36%
/offices/		
Mar 1, 2010 - Mar 31, 2010	755	9.10%
Feb 1, 2010 - Feb 28, 2010	739	5.86%
% Change	2.17%	55.35%
/contact-us/		
Mar 1, 2010 - Mar 31, 2010	466	5.62%
Feb 1, 2010 - Feb 28, 2010	437	3.46%
% Change	6.64%	62.15%
/board-20/		
Mar 1, 2010 - Mar 31, 2010	329	3.97%
Feb 1, 2010 - Feb 28, 2010	314	2.49%
% Change	4.78%	59.32%
/contact-us-2/		

Mar 1, 2010 - Mar 31, 2010	206	2.48%
Feb 1, 2010 - Feb 28, 2010	184	1.46%
% Change	11.96%	70.24%