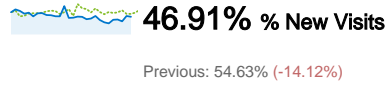
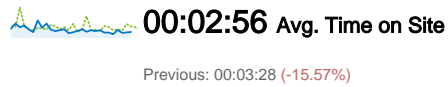
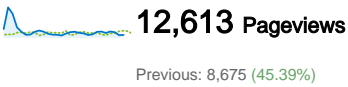
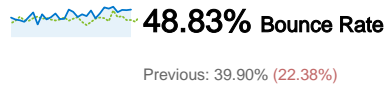
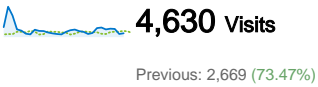
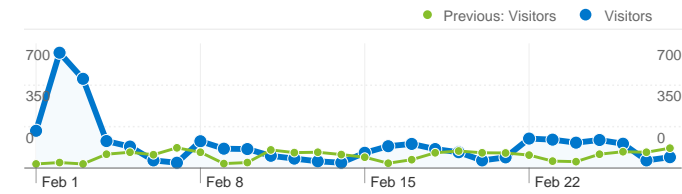


Site Usage

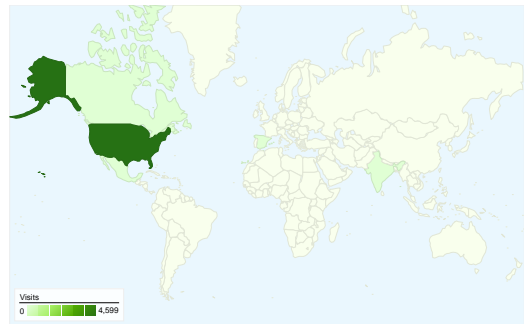


Visitors Overview

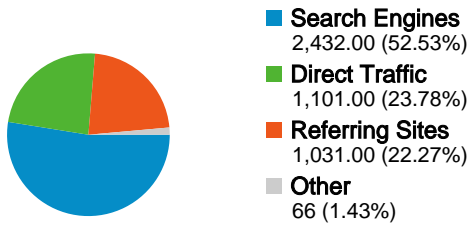


Visitors
2,536

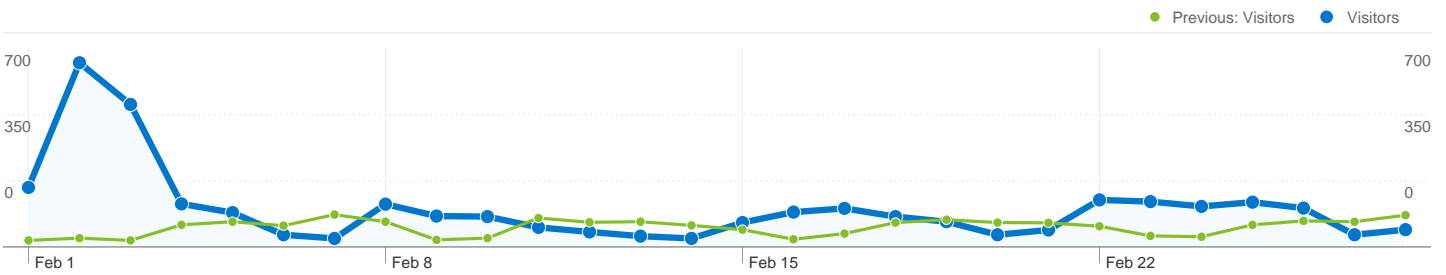
Map Overlay



Traffic Sources Overview



Content Overview		
Pages	Pageviews	% Pageviews
/		
Feb 1, 2010 - Feb 28, 2010	4,114	32.62%
Jan 1, 2010 - Jan 31, 2010	2,832	32.65%
% Change	45.27%	-0.09%
/elections/		
Feb 1, 2010 - Feb 28, 2010	3,701	29.34%
Jan 1, 2010 - Jan 31, 2010	353	4.07%
% Change	948.44%	621.10%
/offices/		
Feb 1, 2010 - Feb 28, 2010	739	5.86%
Jan 1, 2010 - Jan 31, 2010	697	8.03%
% Change	6.03%	-27.08%
/contact-us/		
Feb 1, 2010 - Feb 28, 2010	437	3.46%
Jan 1, 2010 - Jan 31, 2010	396	4.56%
% Change	10.35%	-24.10%
/elections/sample-ballots/		
Feb 1, 2010 - Feb 28, 2010	341	2.70%
Jan 1, 2010 - Jan 31, 2010	1,014	11.69%
% Change	-66.37%	-76.87%



2,536 people visited this site

4,630 Visits
 Previous: 2,669 (73.47%)

2,536 Absolute Unique Visitors
 Previous: 1,658 (52.96%)

12,613 Pageviews
 Previous: 8,675 (45.39%)

2.72 Average Pageviews
 Previous: 3.25 (-16.19%)

00:02:56 Time on Site
 Previous: 00:03:28 (-15.57%)

48.83% Bounce Rate
 Previous: 39.90% (22.38%)

46.91% New Visits
 Previous: 54.63% (-14.12%)

Technical Profile

Browser	Visits	% visits
Internet Explorer		
Feb 1, 2010 - Feb 28, 2010	3,697	79.85%
Jan 1, 2010 - Jan 31, 2010	2,078	77.86%
% Change	77.91%	2.56%
Firefox		
Feb 1, 2010 - Feb 28, 2010	647	13.97%
Jan 1, 2010 - Jan 31, 2010	415	15.55%
% Change	55.90%	-10.13%

Connection Speed	Visits	% visits
Unknown		
Feb 1, 2010 - Feb 28, 2010	1,962	42.38%
Jan 1, 2010 - Jan 31, 2010	1,082	40.54%
% Change	81.33%	4.53%
Cable		
Feb 1, 2010 - Feb 28, 2010	1,263	27.28%
Jan 1, 2010 - Jan 31, 2010	833	31.21%
% Change	51.62%	-12.60%

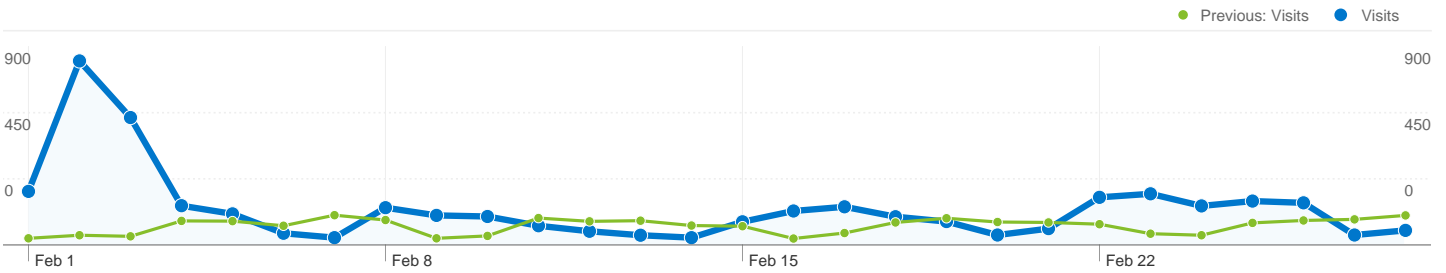
Safari		
Feb 1, 2010 - Feb 28, 2010	184	3.97%
Jan 1, 2010 - Jan 31, 2010	134	5.02%
% Change	37.31%	-20.84%
Chrome		
Feb 1, 2010 - Feb 28, 2010	77	1.66%
Jan 1, 2010 - Jan 31, 2010	31	1.16%
% Change	148.39%	43.18%
Mozilla Compatible Agent		
Feb 1, 2010 - Feb 28, 2010	5	0.11%
Jan 1, 2010 - Jan 31, 2010	2	0.07%
% Change	150.00%	44.11%

DSL		
Feb 1, 2010 - Feb 28, 2010	862	18.62%
Jan 1, 2010 - Jan 31, 2010	491	18.40%
% Change	75.56%	1.20%
T1		
Feb 1, 2010 - Feb 28, 2010	406	8.77%
Jan 1, 2010 - Jan 31, 2010	199	7.46%
% Change	104.02%	17.61%
Dialup		
Feb 1, 2010 - Feb 28, 2010	115	2.48%
Jan 1, 2010 - Jan 31, 2010	42	1.57%
% Change	173.81%	57.84%

Traffic Sources Overview

Feb 1, 2010 - Feb 28, 2010

Comparing to: Jan 1, 2010 - Jan 31, 2010



All traffic sources sent a total of 4,630 visits

23.78% Direct Traffic

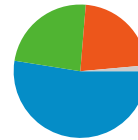
Previous: 27.01% (-11.97%)

22.27% Referring Sites

Previous: 18.17% (22.54%)

52.53% Search Engines

Previous: 52.45% (0.14%)



- **Search Engines**
2,432.00 (52.53%)
- **Direct Traffic**
1,101.00 (23.78%)
- **Referring Sites**
1,031.00 (22.27%)
- **Other**
66 (1.43%)

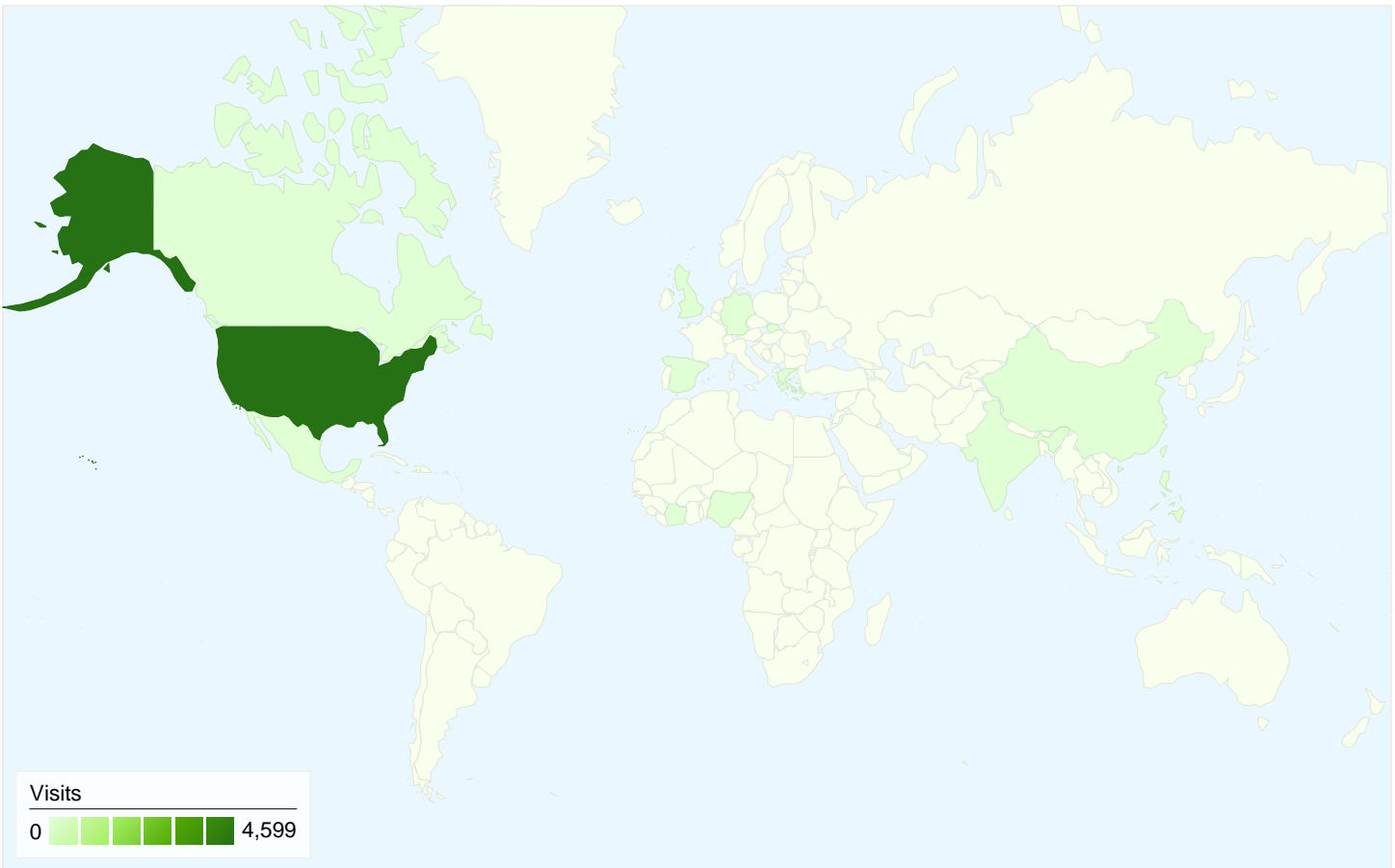
Top Traffic Sources

Sources	Visits	% visits
google (organic)		
Feb 1, 2010 - Feb 28, 2010	1,539	33.24%
Jan 1, 2010 - Jan 31, 2010	971	36.38%
% Change	58.50%	-8.63%
(direct) ((none))		
Feb 1, 2010 - Feb 28, 2010	1,101	23.78%
Jan 1, 2010 - Jan 31, 2010	721	27.01%
% Change	52.70%	-11.97%
yahoo (organic)		
Feb 1, 2010 - Feb 28, 2010	451	9.74%
Jan 1, 2010 - Jan 31, 2010	242	9.07%
% Change	86.36%	7.43%
daily-journal.com (referral)		
Feb 1, 2010 - Feb 28, 2010	362	7.82%
Jan 1, 2010 - Jan 31, 2010	32	1.20%
% Change	1,031.25%	552.12%
bing (organic)		

Keywords	Visits	% visits
iroquois county illinois		
Feb 1, 2010 - Feb 28, 2010	202	8.31%
Jan 1, 2010 - Jan 31, 2010	129	9.21%
% Change	56.59%	-9.86%
iroquois county		
Feb 1, 2010 - Feb 28, 2010	140	5.76%
Jan 1, 2010 - Jan 31, 2010	67	4.79%
% Change	108.96%	20.29%
iroquois county highway department		
Feb 1, 2010 - Feb 28, 2010	94	3.87%
Jan 1, 2010 - Jan 31, 2010	21	1.50%
% Change	347.62%	157.68%
www.co.iroquois.il.us		
Feb 1, 2010 - Feb 28, 2010	92	3.78%
Jan 1, 2010 - Jan 31, 2010	23	1.64%
% Change	300.00%	130.26%
iroquois county clerk		

Feb 1, 2010 - Feb 28, 2010	332	7.17%
Jan 1, 2010 - Jan 31, 2010	127	4.76%
% Change	161.42%	50.70%

Feb 1, 2010 - Feb 28, 2010	74	3.04%
Jan 1, 2010 - Jan 31, 2010	18	1.29%
% Change	311.11%	136.66%



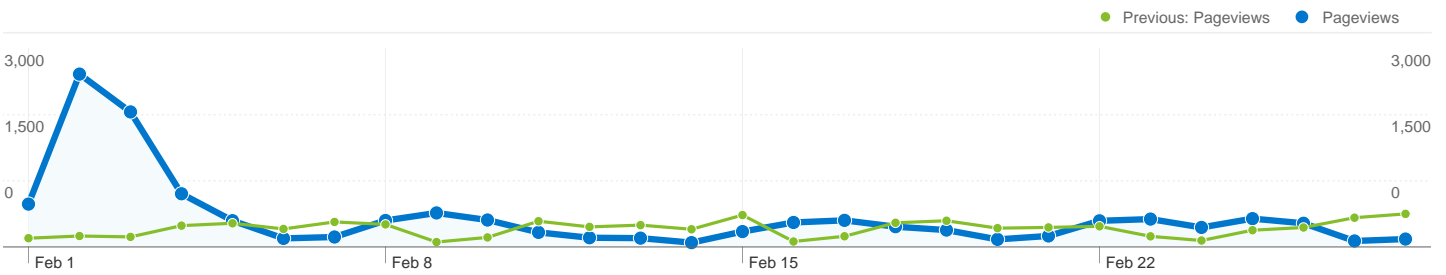
4,630 visits came from 15 countries/territories

Site Usage

Visits	Pages/Visit	Avg. Time on Site	% New Visits	Bounce Rate	
4,630 Previous: 2,669 (73.47%)	2.72 Previous: 3.25 (-16.19%)	00:02:56 Previous: 00:03:28 (-15.57%)	46.95% Previous: 54.66% (-14.10%)	48.83% Previous: 39.90% (22.38%)	
Country/Territory	Visits	Pages/Visit	Avg. Time on Site	% New Visits	Bounce Rate
United States					
February 1, 2010 - February 28, 2010	4,599	2.73	00:02:56	46.73%	48.77%
January 1, 2010 - January 31, 2010	2,636	3.26	00:03:29	54.29%	39.64%
% Change	74.47%	-16.50%	-15.59%	-13.92%	23.03%
Canada					
February 1, 2010 - February 28, 2010	12	2.50	00:02:03	91.67%	75.00%
January 1, 2010 - January 31, 2010	13	1.15	00:00:05	84.62%	84.62%
% Change	-7.69%	116.67%	2,276.87%	8.33%	-11.36%
Mexico					
February 1, 2010 - February 28, 2010	3	2.00	00:02:10	66.67%	33.33%

January 1, 2010 - January 31, 2010	3	2.00	00:00:25	33.33%	33.33%
% Change	0.00%	0.00%	420.00%	100.00%	0.00%
Spain					
February 1, 2010 - February 28, 2010	3	1.67	00:00:12	100.00%	66.67%
January 1, 2010 - January 31, 2010	1	1.00	00:00:00	100.00%	100.00%
% Change	200.00%	66.67%	100.00%	0.00%	-33.33%
India					
February 1, 2010 - February 28, 2010	3	2.67	00:01:26	100.00%	33.33%
January 1, 2010 - January 31, 2010	6	4.67	00:04:41	100.00%	50.00%
% Change	-50.00%	-42.86%	-69.48%	0.00%	-33.33%
Puerto Rico					
February 1, 2010 - February 28, 2010	3	2.67	00:01:38	33.33%	33.33%
January 1, 2010 - January 31, 2010	2	1.00	00:00:53	100.00%	50.00%
% Change	50.00%	166.67%	86.67%	-66.67%	-33.33%
Germany					
February 1, 2010 - February 28, 2010	2	1.50	00:00:04	100.00%	50.00%
January 1, 2010 - January 31, 2010	2	3.00	00:16:32	100.00%	0.00%
% Change	0.00%	-50.00%	-99.60%	0.00%	100.00%
United Kingdom					
February 1, 2010 - February 28, 2010	2	6.00	00:03:27	100.00%	0.00%
January 1, 2010 - January 31, 2010	0	0.00	00:00:00	0.00%	0.00%
% Change	100.00%	100.00%	100.00%	100.00%	0.00%
Côte d'Ivoire					
February 1, 2010 - February 28, 2010	1	1.00	00:00:00	0.00%	100.00%
January 1, 2010 - January 31, 2010	0	0.00	00:00:00	0.00%	0.00%
% Change	100.00%	100.00%	0.00%	0.00%	100.00%
Philippines					
February 1, 2010 - February 28, 2010	1	1.00	00:00:00	0.00%	100.00%
January 1, 2010 - January 31, 2010	0	0.00	00:00:00	0.00%	0.00%
% Change	100.00%	100.00%	0.00%	0.00%	100.00%

1 - 10 of 15



Pages on this site were viewed a total of 12,613 times

12,613 Pageviews
 Previous: 8,675 (45.39%)

7,795 Unique Views
 Previous: 5,435 (43.42%)

48.85% Bounce Rate
 Previous: 39.95% (22.30%)

Top Content

Pages	Pageviews	% Pageviews
/		
Feb 1, 2010 - Feb 28, 2010	4,114	32.62%
Jan 1, 2010 - Jan 31, 2010	2,832	32.65%
% Change	45.27%	-0.09%
/elections/		
Feb 1, 2010 - Feb 28, 2010	3,701	29.34%
Jan 1, 2010 - Jan 31, 2010	353	4.07%
% Change	948.44%	621.10%
/offices/		
Feb 1, 2010 - Feb 28, 2010	739	5.86%
Jan 1, 2010 - Jan 31, 2010	697	8.03%
% Change	6.03%	-27.08%
/contact-us/		
Feb 1, 2010 - Feb 28, 2010	437	3.46%
Jan 1, 2010 - Jan 31, 2010	396	4.56%
% Change	10.35%	-24.10%
/elections/sample-ballots/		

Feb 1, 2010 - Feb 28, 2010	341	2.70%
Jan 1, 2010 - Jan 31, 2010	1,014	11.69%
% Change	-66.37%	-76.87%