


Site Usage

 **2,669 Visits**

Previous: 1,755 (52.08%)

 **39.90% Bounce Rate**

Previous: 43.19% (-7.61%)

 **8,675 Pageviews**

Previous: 5,632 (54.03%)

 **00:03:28 Avg. Time on Site**

Previous: 00:03:17 (5.54%)

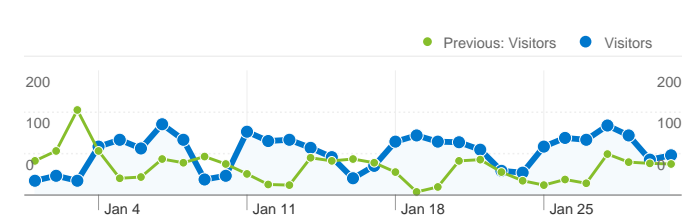
 **3.25 Pages/Visit**

Previous: 3.21 (1.28%)

 **54.63% % New Visits**

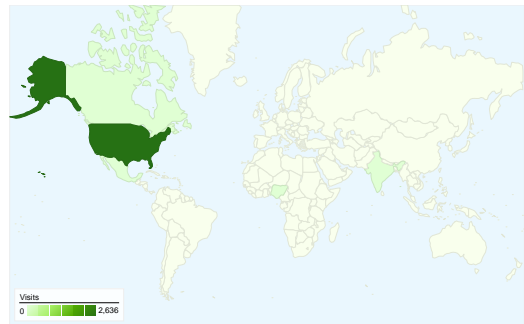
Previous: 54.64% (-0.03%)

Visitors Overview

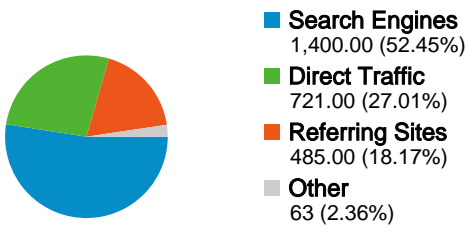


Visitors
1,658

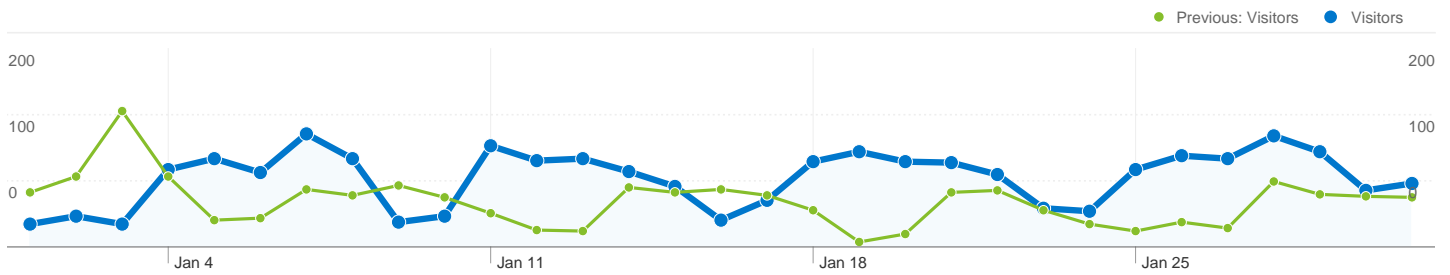
Map Overlay



Traffic Sources Overview



Content Overview		
Pages	Pageviews	% Pageviews
/		
Jan 1, 2010 - Jan 31, 2010	2,832	32.65%
Dec 1, 2009 - Dec 31, 2009	1,879	33.36%
% Change	50.72%	-2.15%
/elections/sample-ballots/		
Jan 1, 2010 - Jan 31, 2010	1,014	11.69%
Dec 1, 2009 - Dec 31, 2009	0	0.00%
% Change	100.00%	100.00%
/offices/		
Jan 1, 2010 - Jan 31, 2010	697	8.03%
Dec 1, 2009 - Dec 31, 2009	513	9.11%
% Change	35.87%	-11.79%
/board-20/		
Jan 1, 2010 - Jan 31, 2010	545	6.28%
Dec 1, 2009 - Dec 31, 2009	547	9.71%
% Change	-0.37%	-35.32%
/contact-us/		
Jan 1, 2010 - Jan 31, 2010	396	4.56%
Dec 1, 2009 - Dec 31, 2009	278	4.94%
% Change	42.45%	-7.52%



1,658 people visited this site

 **2,669 Visits**

Previous: 1,755 (52.08%)

 **1,658 Absolute Unique Visitors**


Previous: 1,102 (50.45%)

 **8,675 Pageviews**


Previous: 5,632 (54.03%)

 **3.25 Average Pageviews**

Previous: 3.21 (1.28%)

 **00:03:28 Time on Site**

Previous: 00:03:17 (5.54%)

 **39.90% Bounce Rate**

Previous: 43.19% (-7.61%)

 **54.63% New Visits**

Previous: 54.64% (-0.03%)

Technical Profile

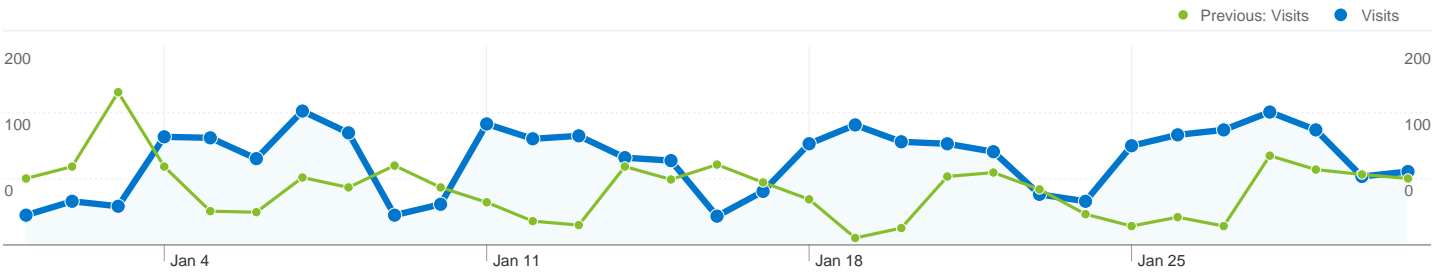
Browser	Visits	% visits	Connection Speed	Visits	% visits
Internet Explorer			Unknown		
Jan 1, 2010 - Jan 31, 2010	2,078	77.86%	Jan 1, 2010 - Jan 31, 2010	1,082	40.54%
Dec 1, 2009 - Dec 31, 2009	1,431	81.54%	Dec 1, 2009 - Dec 31, 2009	768	43.76%
% Change	45.21%	-4.52%	% Change	40.89%	-7.36%
Firefox			Cable		
Jan 1, 2010 - Jan 31, 2010	415	15.55%	Jan 1, 2010 - Jan 31, 2010	833	31.21%
Dec 1, 2009 - Dec 31, 2009	236	13.45%	Dec 1, 2009 - Dec 31, 2009	528	30.09%
% Change	75.85%	15.63%	% Change	57.77%	3.74%

Safari		
Jan 1, 2010 - Jan 31, 2010	134	5.02%
Dec 1, 2009 - Dec 31, 2009	52	2.96%
% Change	157.69%	69.45%
Chrome		
Jan 1, 2010 - Jan 31, 2010	31	1.16%
Dec 1, 2009 - Dec 31, 2009	31	1.77%
% Change	0.00%	-34.25%
IE with Chrome Frame		
Jan 1, 2010 - Jan 31, 2010	2	0.07%
Dec 1, 2009 - Dec 31, 2009	1	0.06%
% Change	100.00%	31.51%

DSL		
Jan 1, 2010 - Jan 31, 2010	491	18.40%
Dec 1, 2009 - Dec 31, 2009	306	17.44%
% Change	60.46%	5.51%
T1		
Jan 1, 2010 - Jan 31, 2010	199	7.46%
Dec 1, 2009 - Dec 31, 2009	118	6.72%
% Change	68.64%	10.89%
Dialup		
Jan 1, 2010 - Jan 31, 2010	42	1.57%
Dec 1, 2009 - Dec 31, 2009	29	1.65%
% Change	44.83%	-4.77%

Traffic Sources Overview

Jan 1, 2010 - Jan 31, 2010
Comparing to: Dec 1, 2009 - Dec 31, 2009



All traffic sources sent a total of 2,669 visits

27.01% Direct Traffic

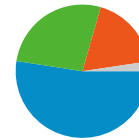
Previous: 26.27% (2.84%)

18.17% Referring Sites

Previous: 20.91% (-13.10%)

52.45% Search Engines

Previous: 50.43% (4.02%)



- **Search Engines**
1,400.00 (52.45%)
- **Direct Traffic**
721.00 (27.01%)
- **Referring Sites**
485.00 (18.17%)
- **Other**
63 (2.36%)

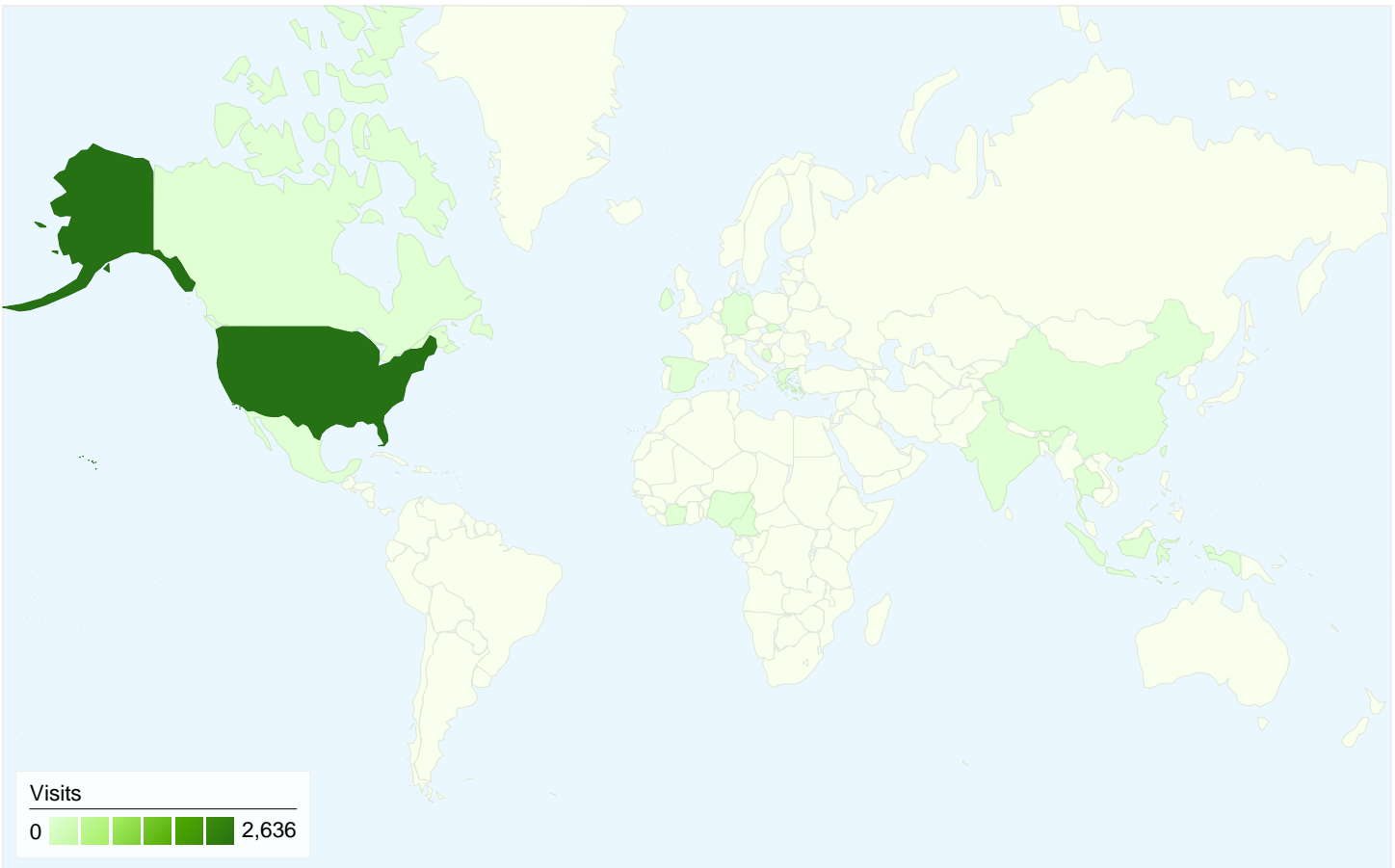
Top Traffic Sources

Sources	Visits	% visits
google (organic)		
Jan 1, 2010 - Jan 31, 2010	971	36.38%
Dec 1, 2009 - Dec 31, 2009	688	39.20%
% Change	41.13%	-7.20%
(direct) ((none))		
Jan 1, 2010 - Jan 31, 2010	721	27.01%
Dec 1, 2009 - Dec 31, 2009	461	26.27%
% Change	56.40%	2.84%
yahoo (organic)		
Jan 1, 2010 - Jan 31, 2010	242	9.07%
Dec 1, 2009 - Dec 31, 2009	85	4.84%
% Change	184.71%	87.21%
iroquoiscounty.net (referral)		
Jan 1, 2010 - Jan 31, 2010	157	5.88%
Dec 1, 2009 - Dec 31, 2009	134	7.64%
% Change	17.16%	-22.96%
bing (organic)		

Keywords	Visits	% visits
iroquois county illinois		
Jan 1, 2010 - Jan 31, 2010	129	9.21%
Dec 1, 2009 - Dec 31, 2009	79	8.93%
% Change	63.29%	3.22%
tom tuntland		
Jan 1, 2010 - Jan 31, 2010	98	7.00%
Dec 1, 2009 - Dec 31, 2009	18	2.03%
% Change	444.44%	244.17%
iroquois county		
Jan 1, 2010 - Jan 31, 2010	67	4.79%
Dec 1, 2009 - Dec 31, 2009	45	5.08%
% Change	48.89%	-5.88%
iroquois county il		
Jan 1, 2010 - Jan 31, 2010	55	3.93%
Dec 1, 2009 - Dec 31, 2009	57	6.44%
% Change	-3.51%	-39.00%
iroquois county treasurer		

Jan 1, 2010 - Jan 31, 2010	127	4.76%
Dec 1, 2009 - Dec 31, 2009	87	4.96%
% Change	45.98%	-4.01%

Jan 1, 2010 - Jan 31, 2010	30	2.14%
Dec 1, 2009 - Dec 31, 2009	19	2.15%
% Change	57.89%	-0.19%



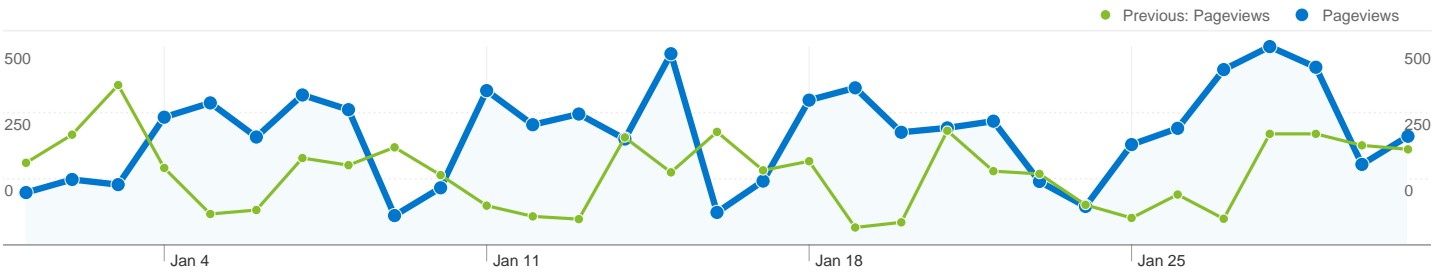
2,669 visits came from 18 countries/territories

Site Usage

Visits	Pages/Visit	Avg. Time on Site	% New Visits	Bounce Rate	
2,669 Previous: 1,755 (52.08%)	3.25 Previous: 3.21 (1.28%)	00:03:28 Previous: 00:03:17 (5.54%)	54.66% Previous: 54.70% (-0.07%)	39.90% Previous: 43.19% (-7.61%)	
Country/Territory	Visits	Pages/Visit	Avg. Time on Site	% New Visits	Bounce Rate
United States					
January 1, 2010 - January 31, 2010	2,636	3.26	00:03:29	54.29%	39.64%
December 1, 2009 - December 31, 2009	1,732	3.22	00:03:18	54.16%	42.96%
% Change	52.19%	1.28%	5.31%	0.24%	-7.71%
Canada					
January 1, 2010 - January 31, 2010	13	1.15	00:00:05	84.62%	84.62%
December 1, 2009 - December 31, 2009	5	1.40	00:00:12	80.00%	80.00%
% Change	160.00%	-17.58%	-57.76%	5.77%	5.77%
India					
January 1, 2010 - January 31, 2010	6	4.67	00:04:41	100.00%	50.00%


December 1, 2009 - December 31, 2009	4	4.50	00:03:08	100.00%	25.00%
% Change	50.00%	3.70%	49.49%	0.00%	100.00%
Mexico					
January 1, 2010 - January 31, 2010	3	2.00	00:00:25	33.33%	33.33%
December 1, 2009 - December 31, 2009	1	1.00	00:00:00	100.00%	100.00%
% Change	200.00%	100.00%	100.00%	-66.67%	-66.67%
Nigeria					
January 1, 2010 - January 31, 2010	2	1.00	00:00:00	50.00%	100.00%
December 1, 2009 - December 31, 2009	0	0.00	00:00:00	0.00%	0.00%
% Change	100.00%	100.00%	0.00%	100.00%	100.00%
Puerto Rico					
January 1, 2010 - January 31, 2010	2	1.00	00:00:53	100.00%	50.00%
December 1, 2009 - December 31, 2009	1	1.00	00:00:00	100.00%	100.00%
% Change	100.00%	0.00%	100.00%	0.00%	-50.00%
Germany					
January 1, 2010 - January 31, 2010	2	3.00	00:16:32	100.00%	0.00%
December 1, 2009 - December 31, 2009	2	1.50	00:00:09	100.00%	50.00%
% Change	0.00%	100.00%	10,922.22%	0.00%	-100.00%
(not set)					
January 1, 2010 - January 31, 2010	1	4.00	00:06:26	100.00%	0.00%
December 1, 2009 - December 31, 2009	3	1.33	00:05:59	100.00%	66.67%
% Change	-66.67%	200.00%	7.52%	0.00%	-100.00%
Slovakia					
January 1, 2010 - January 31, 2010	1	1.00	00:00:00	100.00%	100.00%
December 1, 2009 - December 31, 2009	0	0.00	00:00:00	0.00%	0.00%
% Change	100.00%	100.00%	0.00%	100.00%	100.00%
Spain					
January 1, 2010 - January 31, 2010	1	1.00	00:00:00	100.00%	100.00%
December 1, 2009 - December 31, 2009	1	1.00	00:00:00	100.00%	100.00%
% Change	0.00%	0.00%	0.00%	0.00%	0.00%


1 - 10 of 18



Pages on this site were viewed a total of 8,675 times

 **8,675 Pageviews**
Previous: 5,632 (54.03%)

 **5,435 Unique Views**
Previous: 3,849 (41.21%)

 **39.95% Bounce Rate**
Previous: 43.19% (-7.51%)

Top Content

Pages	Pageviews	% Pageviews
/		
Jan 1, 2010 - Jan 31, 2010	2,832	32.65%
Dec 1, 2009 - Dec 31, 2009	1,879	33.36%
% Change	50.72%	-2.15%
/elections/sample-ballots/		
Jan 1, 2010 - Jan 31, 2010	1,014	11.69%
Dec 1, 2009 - Dec 31, 2009	0	0.00%
% Change	100.00%	100.00%
/offices/		
Jan 1, 2010 - Jan 31, 2010	697	8.03%
Dec 1, 2009 - Dec 31, 2009	513	9.11%
% Change	35.87%	-11.79%
/board-20/		
Jan 1, 2010 - Jan 31, 2010	545	6.28%
Dec 1, 2009 - Dec 31, 2009	547	9.71%
% Change	-0.37%	-35.32%
/contact-us/		

Jan 1, 2010 - Jan 31, 2010	396	4.56%
Dec 1, 2009 - Dec 31, 2009	278	4.94%
% Change	42.45%	-7.52%