


Site Usage

 **1,494 Visits**


Previous: 1,791 (-16.58%)

 **39.63% Bounce Rate**


Previous: 41.93% (-5.50%)

 **4,684 Pageviews**


Previous: 5,451 (-14.07%)

 **00:03:13 Avg. Time on Site**

Previous: 00:03:09 (1.95%)

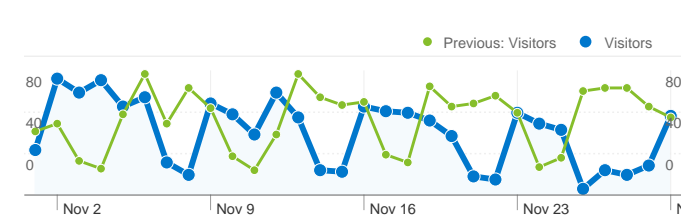
 **3.14 Pages/Visit**

Previous: 3.04 (3.01%)

 **51.07% % New Visits**

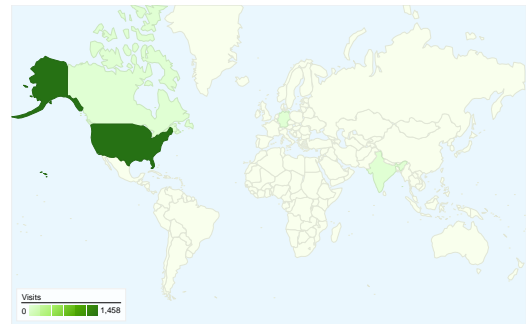
Previous: 55.95% (-8.71%)

Visitors Overview

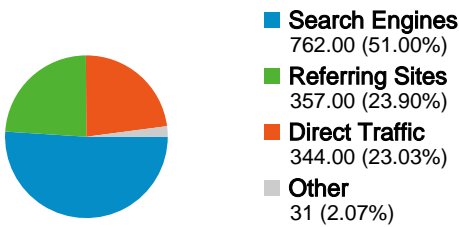


Visitors
909

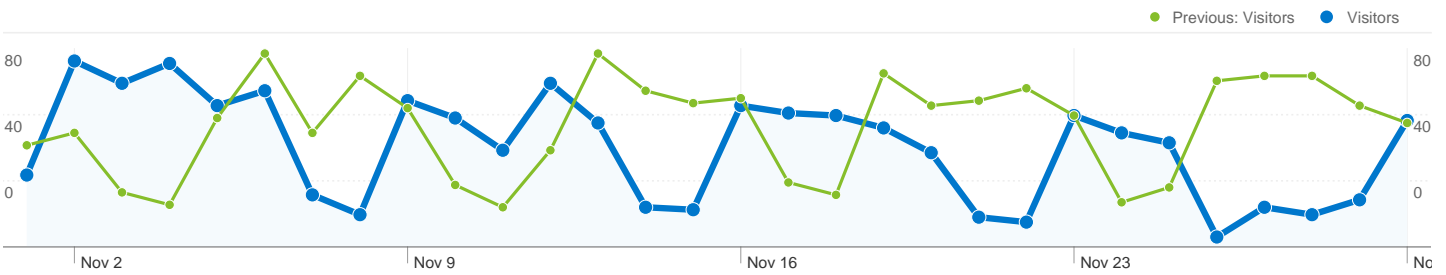
Map Overlay world



Traffic Sources Overview



Content Overview		
Pages	Pageviews	% Pageviews
/		
Nov 1, 2009 - Nov 30, 2009	1,768	37.75%
Oct 1, 2009 - Oct 31, 2009	1,936	35.52%
% Change	-8.68%	6.28%
/offices/		
Nov 1, 2009 - Nov 30, 2009	386	8.24%
Oct 1, 2009 - Oct 31, 2009	595	10.92%
% Change	-35.13%	-24.50%
/board-20/		
Nov 1, 2009 - Nov 30, 2009	268	5.72%
Oct 1, 2009 - Oct 31, 2009	417	7.65%
% Change	-35.73%	-25.21%
/events/elections/		
Nov 1, 2009 - Nov 30, 2009	266	5.68%
Oct 1, 2009 - Oct 31, 2009	151	2.77%
% Change	76.16%	105.00%
/contact-us/		
Nov 1, 2009 - Nov 30, 2009	248	5.29%
Oct 1, 2009 - Oct 31, 2009	253	4.64%
% Change	-1.98%	14.07%



909 people visited this site

1,494 Visits
 Previous: 1,791 (-16.58%)

909 Absolute Unique Visitors
 Previous: 1,140 (-20.26%)

4,684 Pageviews
 Previous: 5,451 (-14.07%)

3.14 Average Pageviews
 Previous: 3.04 (3.01%)

00:03:13 Time on Site
 Previous: 00:03:09 (1.95%)

39.63% Bounce Rate
 Previous: 41.93% (-5.50%)

51.07% New Visits
 Previous: 55.95% (-8.71%)

Technical Profile

Browser	Visits	% visits	Connection Speed	Visits	% visits
Internet Explorer			Unknown		
Nov 1, 2009 - Nov 30, 2009	1,205	80.66%	Nov 1, 2009 - Nov 30, 2009	674	45.11%
Oct 1, 2009 - Oct 31, 2009	1,472	82.19%	Oct 1, 2009 - Oct 31, 2009	845	47.18%
% Change	-18.14%	-1.86%	% Change	-20.24%	-4.38%
Firefox			Cable		
Nov 1, 2009 - Nov 30, 2009	209	13.99%	Nov 1, 2009 - Nov 30, 2009	441	29.52%
Oct 1, 2009 - Oct 31, 2009	256	14.29%	Oct 1, 2009 - Oct 31, 2009	466	26.02%
% Change	-18.36%	-2.13%	% Change	-5.36%	13.45%

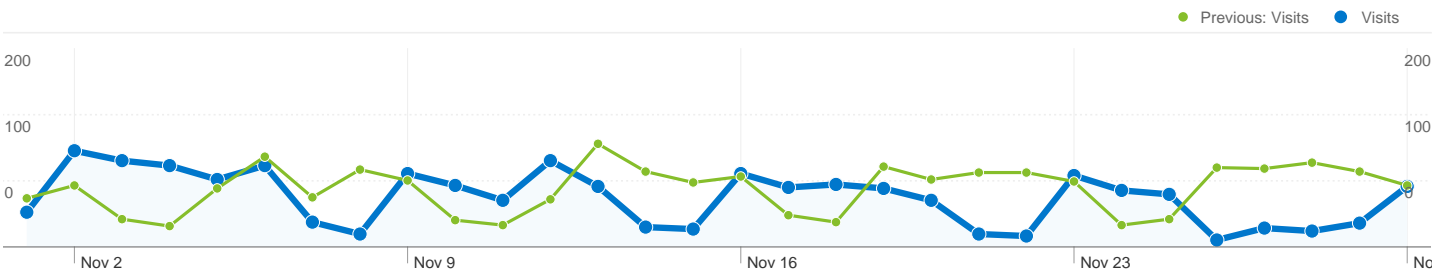
Safari		
Nov 1, 2009 - Nov 30, 2009	45	3.01%
Oct 1, 2009 - Oct 31, 2009	43	2.40%
% Change	4.65%	25.46%
Chrome		
Nov 1, 2009 - Nov 30, 2009	30	2.01%
Oct 1, 2009 - Oct 31, 2009	18	1.01%
% Change	66.67%	99.80%
Mozilla		
Nov 1, 2009 - Nov 30, 2009	2	0.13%
Oct 1, 2009 - Oct 31, 2009	1	0.06%
% Change	100.00%	139.76%

DSL		
Nov 1, 2009 - Nov 30, 2009	215	14.39%
Oct 1, 2009 - Oct 31, 2009	327	18.26%
% Change	-34.25%	-21.18%
T1		
Nov 1, 2009 - Nov 30, 2009	125	8.37%
Oct 1, 2009 - Oct 31, 2009	111	6.20%
% Change	12.61%	35.00%
Dialup		
Nov 1, 2009 - Nov 30, 2009	32	2.14%
Oct 1, 2009 - Oct 31, 2009	35	1.95%
% Change	-8.57%	9.60%

Traffic Sources Overview

Nov 1, 2009 - Nov 30, 2009

Comparing to: Oct 1, 2009 - Oct 31, 2009



All traffic sources sent a total of 1,494 visits

23.03% Direct Traffic

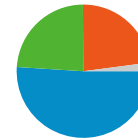
Previous: 22.56% (2.08%)

23.90% Referring Sites

Previous: 25.91% (-7.77%)

51.00% Search Engines

Previous: 51.54% (-1.03%)



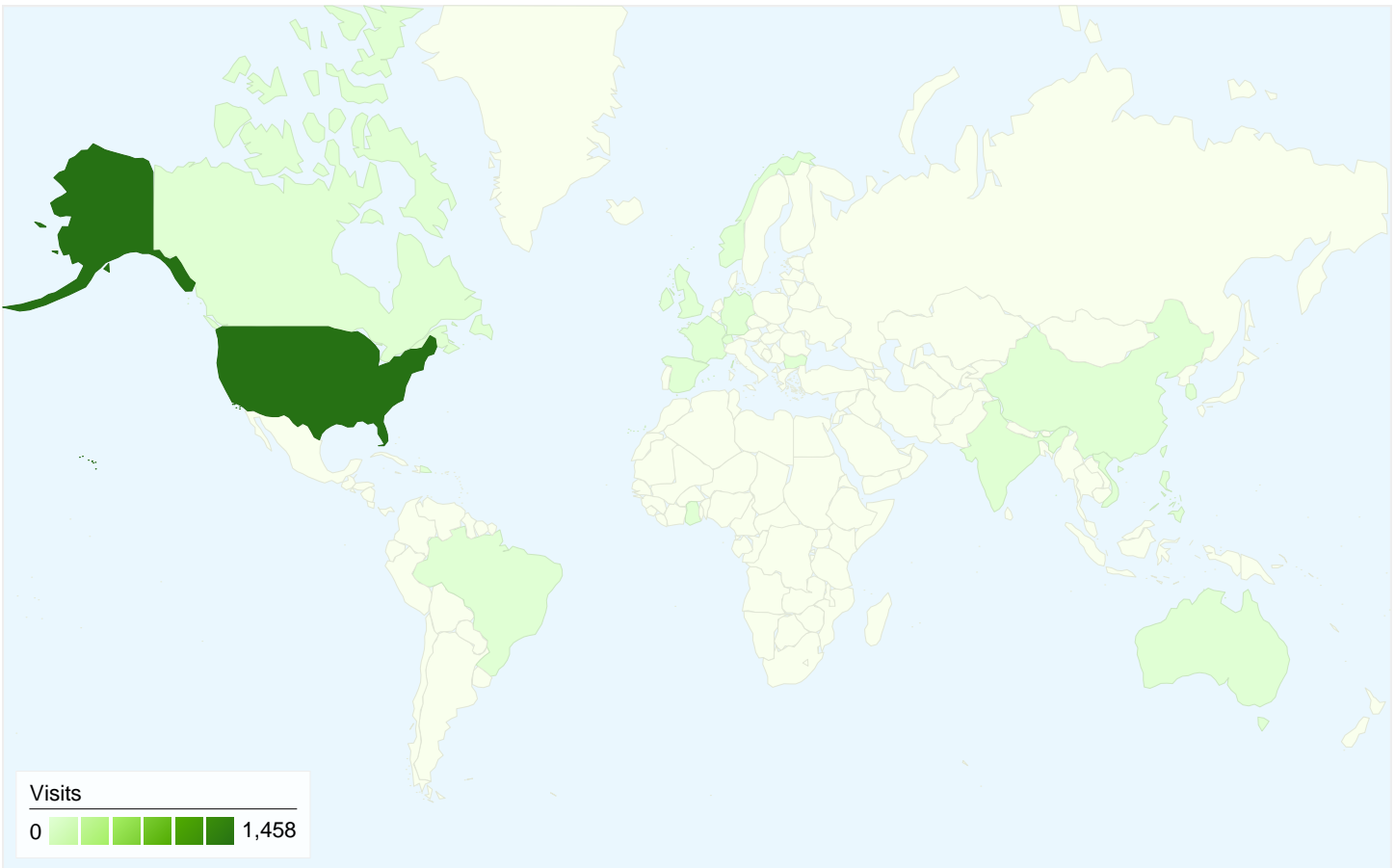
- **Search Engines**
762.00 (51.00%)
- **Referring Sites**
357.00 (23.90%)
- **Direct Traffic**
344.00 (23.03%)
- **Other**
31 (2.07%)

Top Traffic Sources

Sources	Visits	% visits
google (organic)		
Nov 1, 2009 - Nov 30, 2009	554	37.08%
Oct 1, 2009 - Oct 31, 2009	737	41.15%
% Change	-24.83%	-9.89%
(direct) ((none))		
Nov 1, 2009 - Nov 30, 2009	344	23.03%
Oct 1, 2009 - Oct 31, 2009	404	22.56%
% Change	-14.85%	2.08%
bing (organic)		
Nov 1, 2009 - Nov 30, 2009	127	8.50%
Oct 1, 2009 - Oct 31, 2009	93	5.19%
% Change	36.56%	63.71%
iroquoiscounty.net (referral)		
Nov 1, 2009 - Nov 30, 2009	109	7.30%
Oct 1, 2009 - Oct 31, 2009	119	6.64%
% Change	-8.40%	9.81%
publicrecords.onlinesearches.com (referral)		

Keywords	Visits	% visits
iroquois county illinois		
Nov 1, 2009 - Nov 30, 2009	64	8.40%
Oct 1, 2009 - Oct 31, 2009	62	6.72%
% Change	3.23%	25.04%
mark henrichs iroquois		
Nov 1, 2009 - Nov 30, 2009	54	7.09%
Oct 1, 2009 - Oct 31, 2009	36	3.90%
% Change	50.00%	81.69%
iroquois county il		
Nov 1, 2009 - Nov 30, 2009	36	4.72%
Oct 1, 2009 - Oct 31, 2009	29	3.14%
% Change	24.14%	50.37%
iroquois county		
Nov 1, 2009 - Nov 30, 2009	31	4.07%
Oct 1, 2009 - Oct 31, 2009	37	4.01%
% Change	-16.22%	1.49%
iroquois county government		

Nov 1, 2009 - Nov 30, 2009	77	5.15%	Nov 1, 2009 - Nov 30, 2009	25	3.28%
Oct 1, 2009 - Oct 31, 2009	97	5.42%	Oct 1, 2009 - Oct 31, 2009	22	2.38%
% Change	-20.62%	-4.84%	% Change	13.64%	37.65%

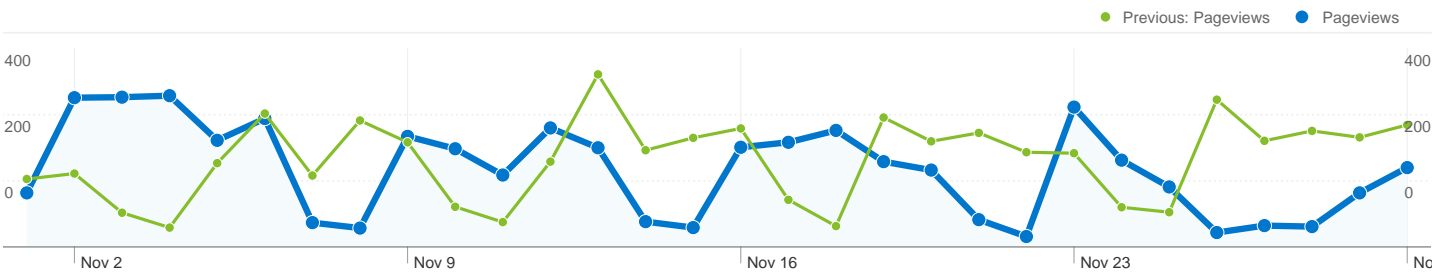


1,494 visits came from 20 countries/territories

Site Usage						
Visits	Pages/Visit	Avg. Time on Site	% New Visits	Bounce Rate		
1,494 Previous: 1,791 (-16.58%)	3.14 Previous: 3.04 (3.01%)	00:03:13 Previous: 00:03:09 (1.95%)	51.14% Previous: 55.95% (-8.59%)	39.63% Previous: 41.93% (-5.50%)		
Country/Territory	Visits	Pages/Visit	Avg. Time on Site	% New Visits	Bounce Rate	
United States						
November 1, 2009 - November 30, 2009	1,458	3.16	00:03:16	50.41%	39.23%	
October 1, 2009 - October 31, 2009	1,747	3.05	00:03:11	55.24%	41.67%	
% Change	-16.54%	3.45%	2.65%	-8.74%	-5.85%	
(not set)						
November 1, 2009 - November 30, 2009	9	2.67	00:02:21	55.56%	33.33%	
October 1, 2009 - October 31, 2009	13	2.54	00:03:25	69.23%	38.46%	
% Change	-30.77%	5.05%	-31.22%	-19.75%	-13.33%	
Canada						
November 1, 2009 - November 30, 2009	8	2.00	00:01:30	100.00%	75.00%	

October 1, 2009 - October 31, 2009	12	1.58	00:00:21	83.33%	83.33%
% Change	-33.33%	26.32%	319.07%	20.00%	-10.00%
India					
November 1, 2009 - November 30, 2009	7	2.71	00:01:52	100.00%	28.57%
October 1, 2009 - October 31, 2009	5	5.80	00:06:04	80.00%	0.00%
% Change	40.00%	-53.20%	-69.33%	25.00%	100.00%
Germany					
November 1, 2009 - November 30, 2009	4	2.25	00:00:48	75.00%	25.00%
October 1, 2009 - October 31, 2009	1	11.00	00:03:46	100.00%	0.00%
% Change	300.00%	-79.55%	-78.65%	-25.00%	100.00%
United Kingdom					
November 1, 2009 - November 30, 2009	2	1.00	00:00:00	100.00%	100.00%
October 1, 2009 - October 31, 2009	2	3.50	00:06:58	100.00%	0.00%
% Change	0.00%	-71.43%	-100.00%	0.00%	100.00%
Australia					
November 1, 2009 - November 30, 2009	2	1.00	00:00:00	50.00%	100.00%
October 1, 2009 - October 31, 2009	0	0.00	00:00:00	0.00%	0.00%
% Change	100.00%	100.00%	0.00%	100.00%	100.00%
South Korea					
November 1, 2009 - November 30, 2009	1	1.00	00:00:00	100.00%	100.00%
October 1, 2009 - October 31, 2009	0	0.00	00:00:00	0.00%	0.00%
% Change	100.00%	100.00%	0.00%	100.00%	100.00%
Switzerland					
November 1, 2009 - November 30, 2009	1	1.00	00:00:00	100.00%	100.00%
October 1, 2009 - October 31, 2009	0	0.00	00:00:00	0.00%	0.00%
% Change	100.00%	100.00%	0.00%	100.00%	100.00%
Ghana					
November 1, 2009 - November 30, 2009	1	1.00	00:00:00	0.00%	100.00%
October 1, 2009 - October 31, 2009	0	0.00	00:00:00	0.00%	0.00%
% Change	100.00%	100.00%	0.00%	0.00%	100.00%


1 - 10 of 20



Pages on this site were viewed a total of 4,684 times

 **4,684 Pageviews**

Previous: 5,451 (-14.07%)

 **3,132 Unique Views**

Previous: 3,737 (-16.19%)

 **39.63% Bounce Rate**

Previous: 41.93% (-5.50%)

Top Content

Pages	Pageviews	% Pageviews
/		
Nov 1, 2009 - Nov 30, 2009	1,768	37.75%
Oct 1, 2009 - Oct 31, 2009	1,936	35.52%
% Change	-8.68%	6.28%
/offices/		
Nov 1, 2009 - Nov 30, 2009	386	8.24%
Oct 1, 2009 - Oct 31, 2009	595	10.92%
% Change	-35.13%	-24.50%
/board-20/		
Nov 1, 2009 - Nov 30, 2009	268	5.72%
Oct 1, 2009 - Oct 31, 2009	417	7.65%
% Change	-35.73%	-25.21%
/events/elections/		
Nov 1, 2009 - Nov 30, 2009	266	5.68%
Oct 1, 2009 - Oct 31, 2009	151	2.77%
% Change	76.16%	105.00%
/contact-us/		

Nov 1, 2009 - Nov 30, 2009	248	5.29%
Oct 1, 2009 - Oct 31, 2009	253	4.64%
% Change	-1.98%	14.07%